


CT Series

High Pressure Centrifugal Pumps
 $\frac{1}{2}$ - $2\frac{1}{2}$ HP
 Heads to 140 Feet
 Capacities to 95 GPM



MYERS CT SERIES LINE OF HIGH PRESSURE CENTRIFUGAL PUMPS PROVIDES QUALITY AT A COMPETITIVE PRICE. The complete line of $\frac{1}{2}$ to $2\frac{1}{2}$ HP units provide strong pressures up to 140 feet and flows up to 95 gpm.

The rugged cast iron body construction is available with either a corrosion resistant composite or brass impeller. The brass impeller unit is equipped with a high temperature, viton seal for more demanding applications. The heavy duty motor features a double ball bearing, 50° C ambient, dual voltage design for dependable service. The compact, back pullout design provides easy installation and serviceability.

The quality features of the CT series will provide dependable service for a wide variety of applications.

SPECIFICATIONS

HP	Catalog No.		Pipe Tapping Sizes		Motor Voltage	Phase	Approx. Wt. Lbs.
	Composite Impeller	Brass Impeller	Suction (NPT)	Discharge (NPT)			
$\frac{1}{2}$	CT05	CT05B	1 $\frac{1}{4}$ "	1"	115/230	1	30
	CT053	CT05B3	1 $\frac{1}{4}$ "	1"	208/230/460	3	30
$\frac{3}{4}$	CT07	CT07B	1 $\frac{1}{4}$ "	1"	115/230	1	32
	CT073	CT07B3	1 $\frac{1}{4}$ "	1"	208/230/460	3	32
1	CT10	CT10B	1 $\frac{1}{4}$ "	1"	115/230	1	35
	CT103	CT10B3	1 $\frac{1}{4}$ "	1"	208/230/460	3	35
1 $\frac{1}{2}$	CT15	CT15B	1 $\frac{1}{4}$ "	1"	115/230	1	40
	CT153	CT15B3	1 $\frac{1}{4}$ "	1"	208/230/460	3	40
2	CT20	CT20B	1 $\frac{1}{2}$ "	1 $\frac{1}{4}$ "	115/230	1	57
	CT203	CT20B3	1 $\frac{1}{2}$ "	1 $\frac{1}{4}$ "	208/230/460	3	57
2 $\frac{1}{2}$	CT25	CT25B	2"	1 $\frac{1}{2}$ "	115/230	1	62
	CT253	CT25B3	2"	1 $\frac{1}{2}$ "	208/230/460	3	62

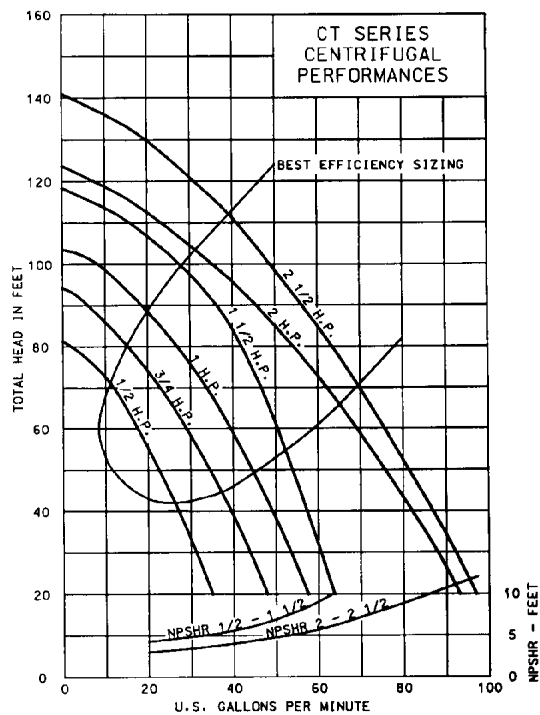
ADVANTAGES BY DESIGN

- Heavy duty cast iron construction.
- Back pull-out design.
- Dependable double ball bearing motor
- Continuous duty rating motor.
- Choice of brass or composite impeller.
- Brass impeller pumps rated 212° F.
- Composite impeller pumps rated 140° F.
- Maximum working pressure of 125 psi.
- CSA listed.

Applications

- Booster service
- Irrigation
- Circulating
- Cooling towers
- Air conditioning
- Liquid transfer
- Sprinkling systems
- General industrial service

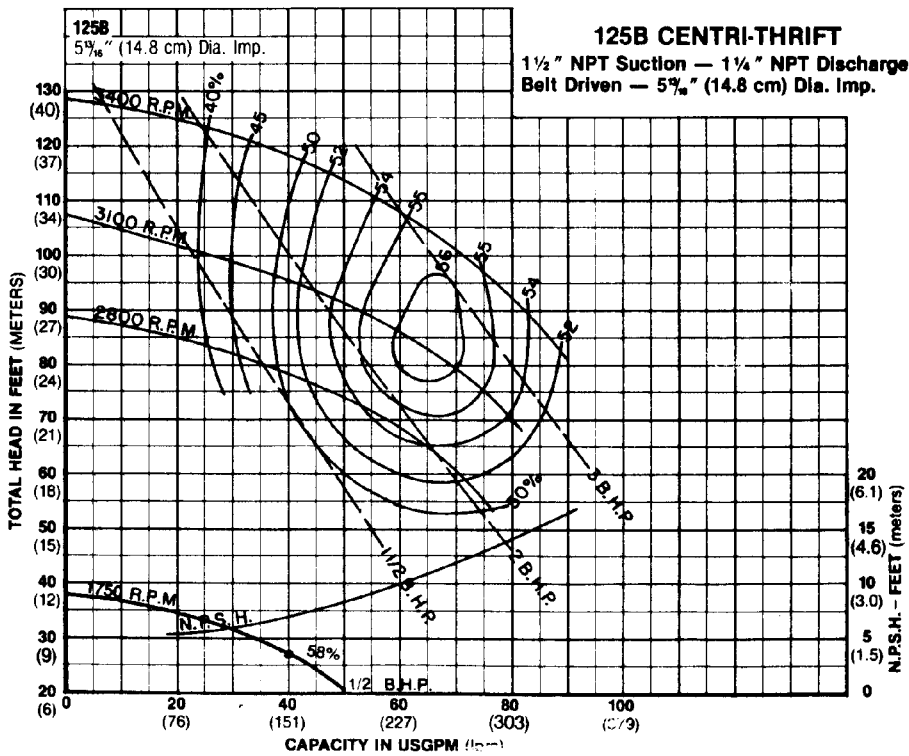
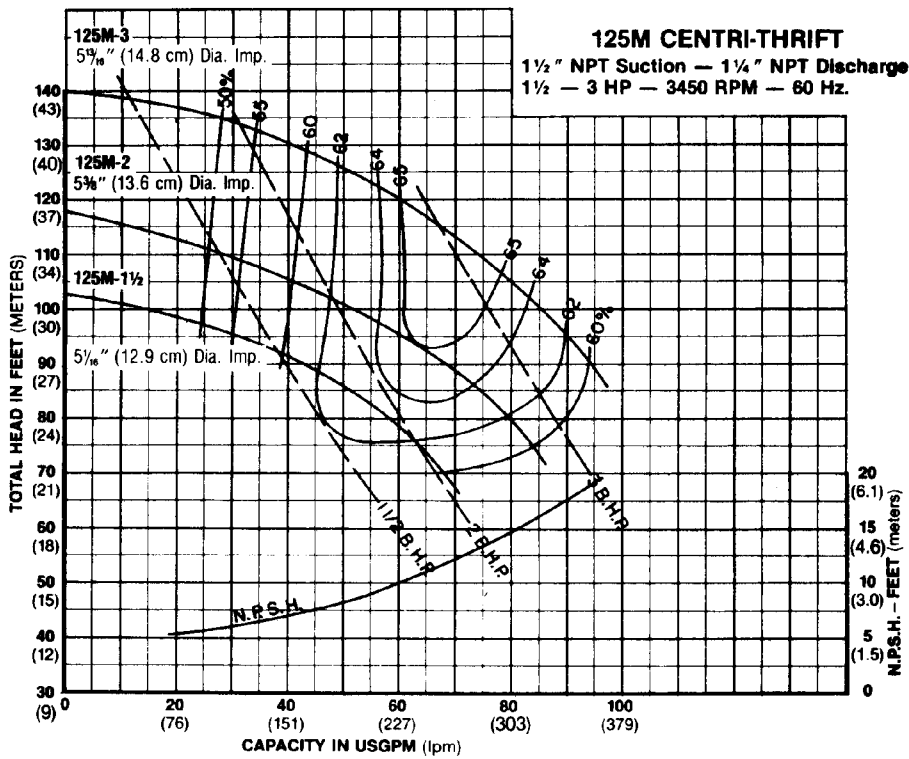
PUMP PERFORMANCE



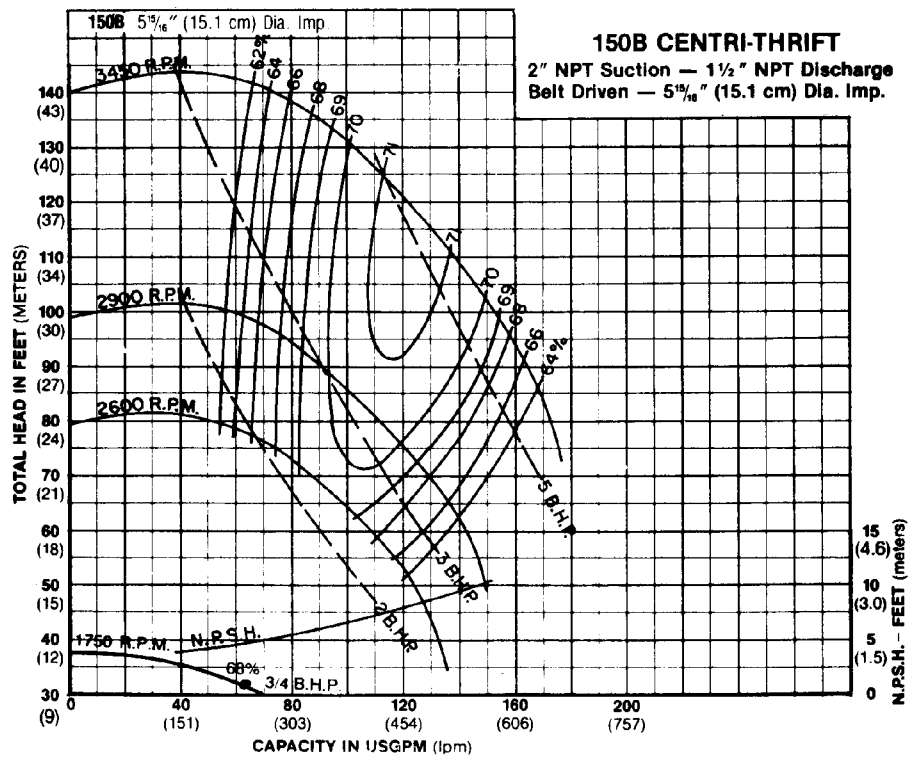
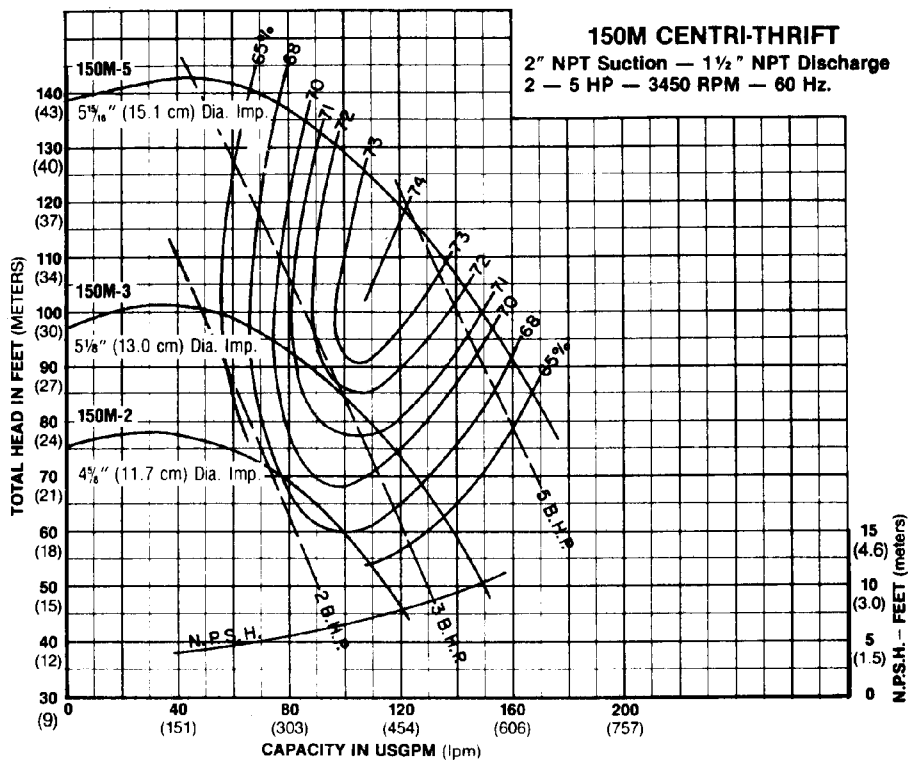
WHERE INNOVATION MEETS TRADITION

Myers
 ISO 9001 Certified

Myers[®] pump performance curves



Myers® pump performance curves



Myers® pump performance curves

